

12BE6

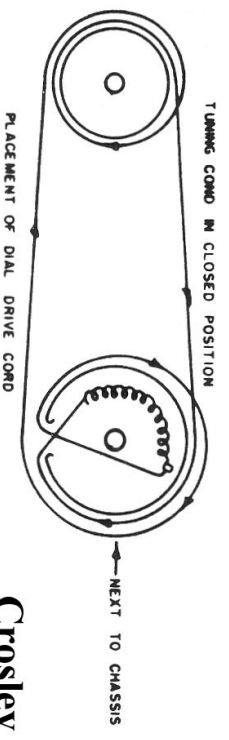
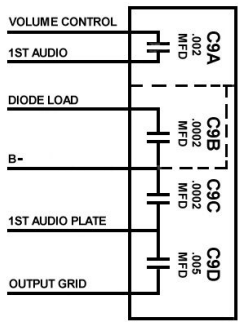
12BA6

12AT6

50C5

- NOTES
1. REMOVE ONE TERMINAL, ON I.F. TRANSFORMERS CLOCKWISE
 2. I.F. 455 KC.
 3. DEMOTES COMMON WIRING
 4. DEMOTES CHASSIS

VIEWED FROM STAMPED SIDE

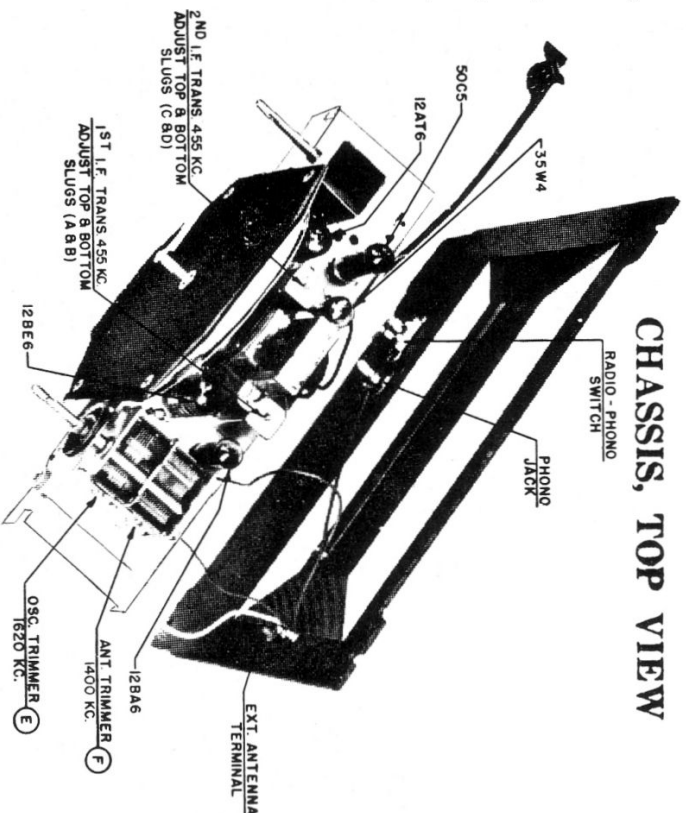
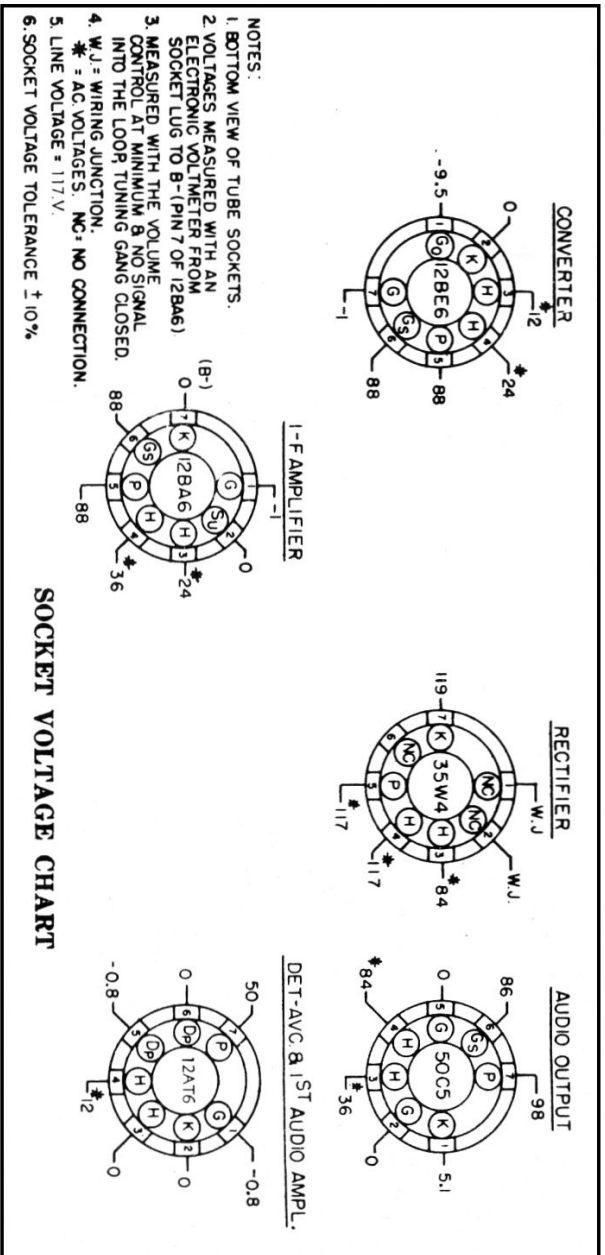


Crosley 11-106, 11-107, 11-108, 11-110, 11-111, 11-112, 11-113, 11-130, 11-132

Alignment adjustment

Alignment Sequence	Signal Generator Output		Position of Dial Pointer	Adjust for Maximum Output
	Frequency In Kc.	In Series with		
1	455	200 mmf.	1620	* A, B, C & D
2	1620	200 mmf.	1620	E
3	1400	200 mmf.	1400	F

* Repeat adjustments until maximum output is obtained.



Crosley 11-106, 11-107, 11-108, 11-110, 11-111, 11-112, 11-113, 11-130, 11-132

