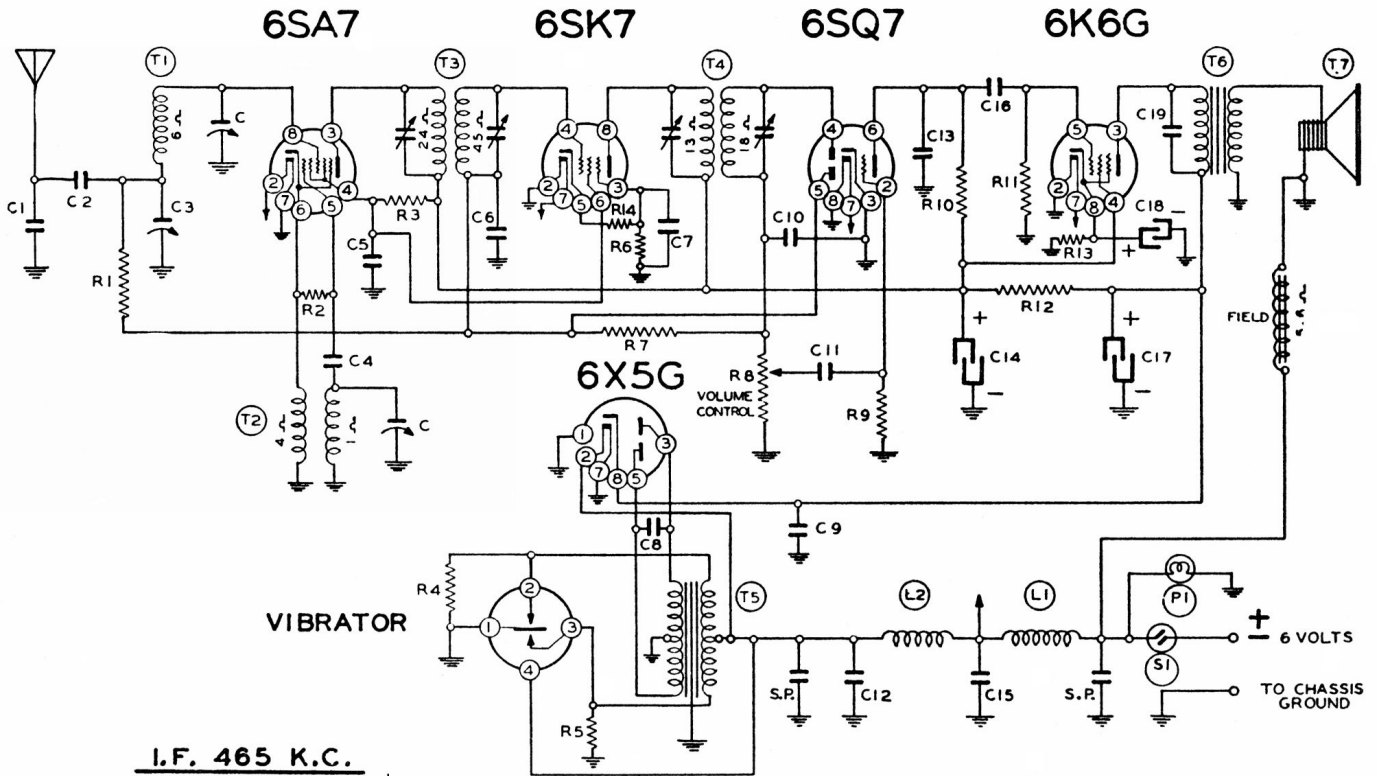


Belmont MODEL 579



I.F. 465 K.C.

Circuit Diagram Ref. Part No. No.

Ref. No.	Part No.	Description
RESISTORS		
R1	13011	250M ohm— $\frac{1}{2}$ w.
R2	130236	30M ohm— $\frac{1}{2}$ w.
R3	130307	15M ohm—1 watt
R4	13060	100 ohm— $\frac{1}{2}$ w.
R5	13060	100 ohm— $\frac{1}{2}$ w.
R6	13070	500 ohm— $\frac{1}{2}$ w.
R7	1304	3 megohm— $\frac{1}{2}$ w.
R8	101110	1 megohm volume control
R9	130257	5 megohm— $\frac{1}{2}$ w.
R10	13011	250M ohm— $\frac{1}{2}$ w.
R11	1303	500M ohm— $\frac{1}{2}$ w.
R12	130199	1500 ohm—1 watt
R13	130308	750 ohm—1 watt
R14	130174	50 ohm— $\frac{1}{2}$ w.

CONDENSERS

C	10269	2 gang variable condenser
C1	1293	.00002 mica
C2	10055	.01 x 400 volts
C3	12434	Adj. Antenna Trimmer
C4	12921	.0002 mica
C5	100115	.05 x 400 v.
C6	1009	.05 x 200 v.
C7	10020	.1 x 200 v.
C8	10034	.005 x 1200 v.

Circuit Diagram Ref. Part No. No.

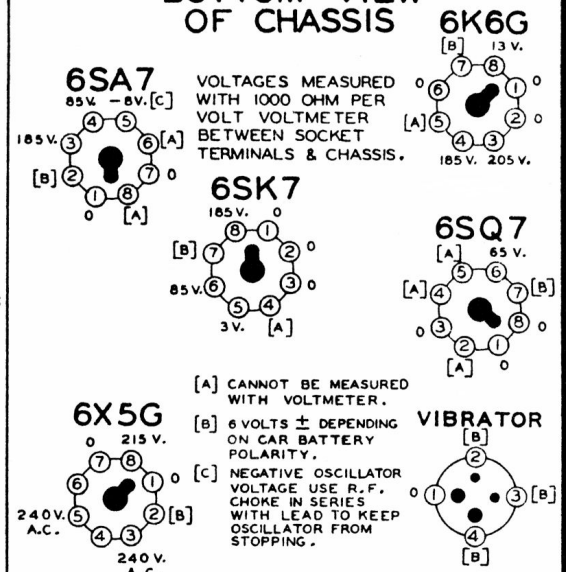
Ref. No.	Part No.	Description
C9	12912	.00025 mica
C10	1295	.0001 mica
C11	10025	.002 x 600 v.
C12	10031	.5 x 120 v.
C13	1292	.0005 mica
C14	119105	15 ufd. lytic x 350 w. v.
C15	10031	.5 x 120 v.
C16	10078	.01 x 200 v.
C17	119105	15 ufd. lytic x 350 w. v.
C18	119105	20 ufd. lytic x 25 w. v.
C19	10087	.01 x 600 v.

C14, C17 and C18 in same unit

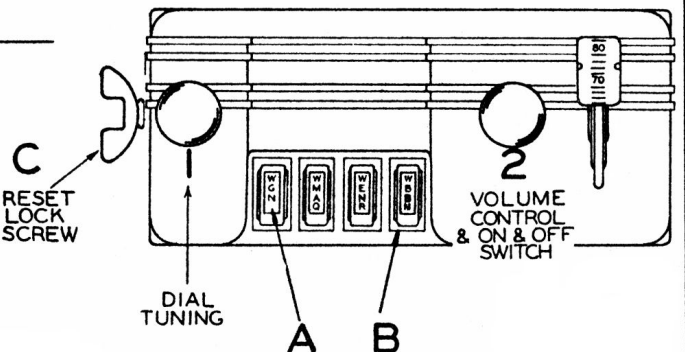
PARTS

T1	11195B	Antenna Coil
T2	110146	Oscillator Coil
T3	108139	Input I. F. Coil—465 kc.
T4	108121B	Output I. F. Coil—465 kc.
T5	104131	Power Transformer
T6	10567	Output Transformer
T7	114114-R	5" Dynamic Speaker (5.6 ohm)
L1	10568	"A" Choke
L2	10566	"A" Choke
S1		Switch on volume control
P1	10797	Pilot light (T51) 6-8 volts
S.P.	11749	(2) Spark Plates

BOTTOM VIEW OF CHASSIS



REAR OF CHASSIS



The ignition system of every automobile generates high frequency electrical disturbances which interfere to some extent with the operation of the radio receiver. This disturbance arises from the ignition coil, the distributor and associated wiring. It must either be suppressed at its origin or must be prevented from feeding into the input of the radio receiver through the common storage battery. By proper shielding and by-passing these disturbances are prevented from entering the receiver.