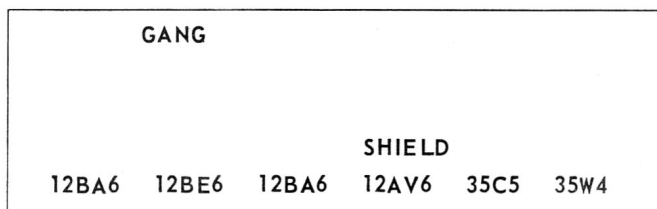


VIKING Service Information for MODEL

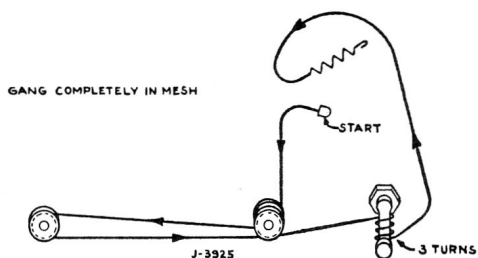
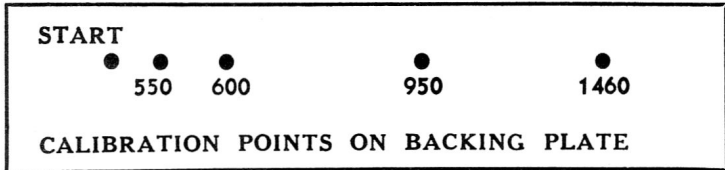
TUNING

VOLUME



SPECIFICATIONS

Tuning Range 530 Kc. – 1605 Kc.
 Intermediate Frequency 455 Kc.
 Undistorted Power Output 750 MW
 Maximum Power Output 1.5 Watts
 Power Consumption 25 Watts



CAUTION FOR SERVICEMEN

Any serviceman working with this receiver when it is out of the cabinet should take special care not to come in contact with any ground connections.

When writing for service information and/or parts, please quote model RM-314 serial number and cabinet colour.

SEE SCHEMATIC FOR ALIGNMENT INSTRUCTIONS.

SERVICE REPLACEMENT PARTS LIST – RM-314

New Part No.	Old Part No.	Description	New Part No.	Old Part No.	Description
19-40002-10	K-1427-9	4" P.M. Speaker	35-5-04	B-4123-11	Drive Shaft
21-401-01	P-2704-1	B.C. Interstage Coil	35-105-03	MP-1417-3	Pointer & Slider Assembly
21-404-01	P-2923	I.F. Transformer 1st and 2nd	39-39-01	A-3048	Translucent Window
21-417-01	P-2715-1	B.C. Oscillator Coil	41-40-02	R-379-2	Control – Volume with AC Switch
24-80015-01	LK-563-1	Audio Output Transformer	44-27-01	G-596-1	Cond. – Electrolytic 10 ufd x 25 WV 50 ufd, 50 ufd, 20 ufd x 150 DC WV
26-2-02	Q-240	Slider Switch S.P.D.T.	45-9-02	V-367-2	Gang Condenser and Drum Assembly
27-4-01	K-1133	Pilot Lamp 6S6 145V 6W	50-2-01	K-1503	Audet – Printed Circuit
30-11-01	–	Dial Scale	51-7-01	–	Loop Antenna Assembly
34-27-01		Line Cord & Plug Assembly			

THE T. EATON CO. LIMITED
 C A N A D A

