


# VIKING Service Information for



MODEL RM-274

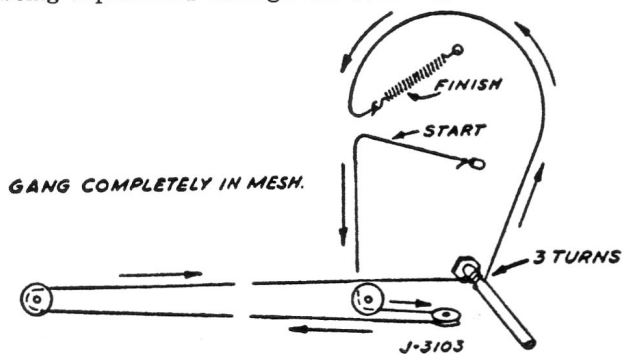
**Power Supply: 105-125 Volts A.C., 25-60 Cycles or 105-125 Volts D.C.**

When writing for Service Information or Parts, please quote Model Number, Serial Number and finish of cabinet.

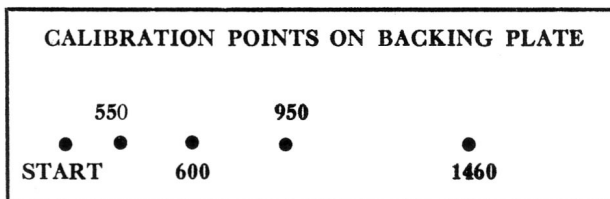
### CAUTION FOR SERVICEMEN

Any serviceman working with this receiver when it is out of the cabinet should take special care not to come in contact with any ground connections.

In order to prevent reception when the set is used as an amplifier with a record player, the tip of one of the antenna section gang plates has been bent so that this plate shorts out the gang when it is turned to its maximum (full in) capacity position. Do not remove this short or radio programme and noise will be heard when records are being reproduced through the receiver.



STRINGING DETAIL—MODEL RM-274



### SPECIFICATIONS

TUNING RANGE ..... 540 Kc. - 1650 Kc.  
 INTERMEDIATE FREQUENCY ..... 455 Kc.  
 UNDISTORTED POWER OUTPUT ..... 700 mw.  
 MAXIMUM POWER OUTPUT ..... 1.5 Watts  
 POWER CONSUMPTION ..... 25 Watts

<b>LOOP</b>	
35W4, 35C5, 12AT6, 12BA6, 12BE6, 12BA6	
<b>TUBES</b>	
SPEAKER	GANG

### REPLACEMENT PARTS LIST

- CHASSIS**
- B-347.....Cord Tension Spring
  - G-596-1.....Electrolytic
  - K-839.....Pilot Light 6.3V .15A No. 47
  - K-1530 .....Speaker 4" x 6"
  - LK-422-11.....Output Transformer
  - MP-1204-44...Pointer and Slider Assy.
  - P-2702-2.....Loop Ant. Assy.
  - P-2704-1.....BC Interstage Coil
  - P-2715-1.....BC Oscillator Coil
  - P-2923 .....1st & 2nd I.F.

- R-379-1.....Volume Control & Switch
- V-367-2.....Gang Condenser & Drum

### INSTALLATION

- A-3006 .....Dial Scale
- A-2273-2.....Cabinet—Brown
- A-2273-3.....Cabinet—Ivory
- A-2273-5.....Cabinet—Maroon
- A-2273-16.....Cabinet—Dark Green
- A-2273-18 .....Cabinet—Pink
- N-380.....Knob

**THE T. EATON CO. LIMITED**  
 C A N A D A

