

# VIKING Service Information for Models

RCS-421

RCS-422

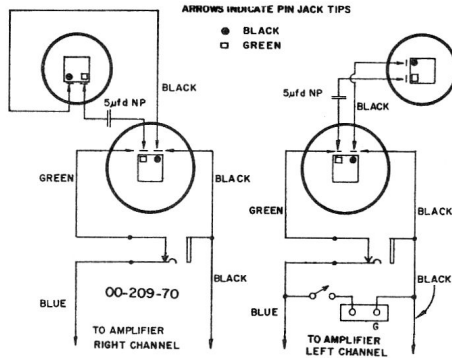
For Operation on 110-120 Volts A.C. Cycle as Marked

When writing for Service Information or Parts please quote Model Number, Serial Number and finish of cabinet.

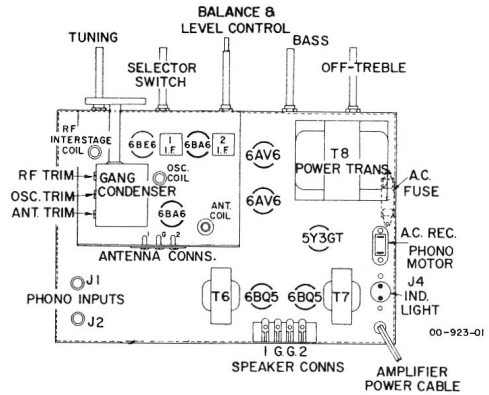
All information printed in this leaflet is up to date as of Aug. 11, 1959.

Subsequent changes are covered by bulletin.

## SPEAKER CONNECTIONS

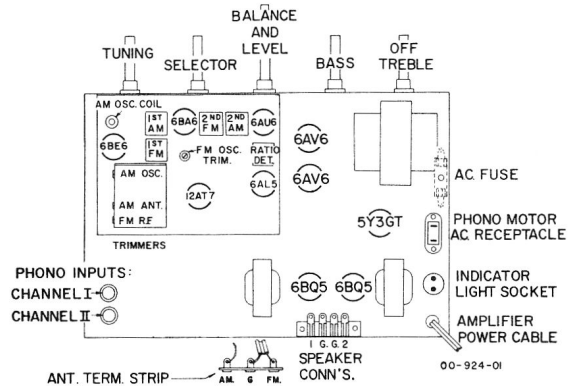
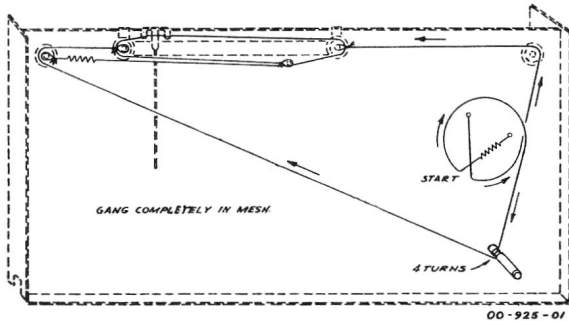


## CHASSIS LAYOUTS



RCS-421

## STRINGING DETAILS



RCS-422

## SPECIFICATIONS

### AMPLIFIER

Frequency Response - 150cps. to 15,000 cps  $\pm 2$ DB  
Power Output - 3 Watts Peak

### AM AND AM-FM TUNER

Standard Broadcast Range — 535 to 1605 Kc.  
(Frequency Modulation Range — 88 to 108 Mc.)  
I.F. Frequency AM — 455 Kc.  
FM — 10.7 Mc.  
Sensitivity

AM (models) 2.5 uv. for 100 mw. mv at detector  
AM-FM (models)  
AM 25 uv. for 100mv at detector  
FM 5 uv. for 20 db quieting

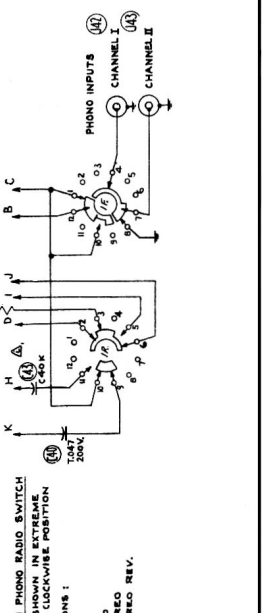
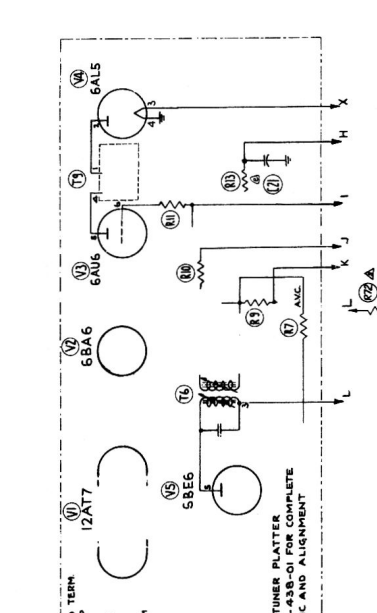
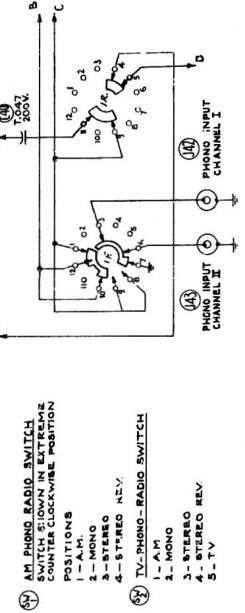
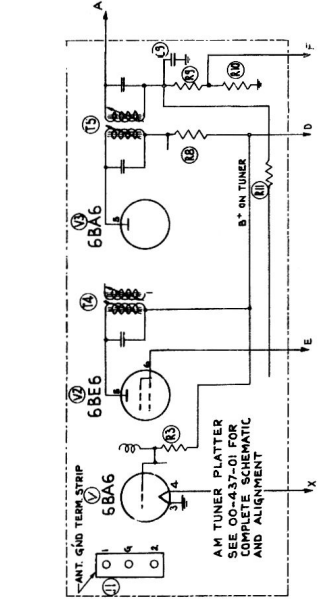
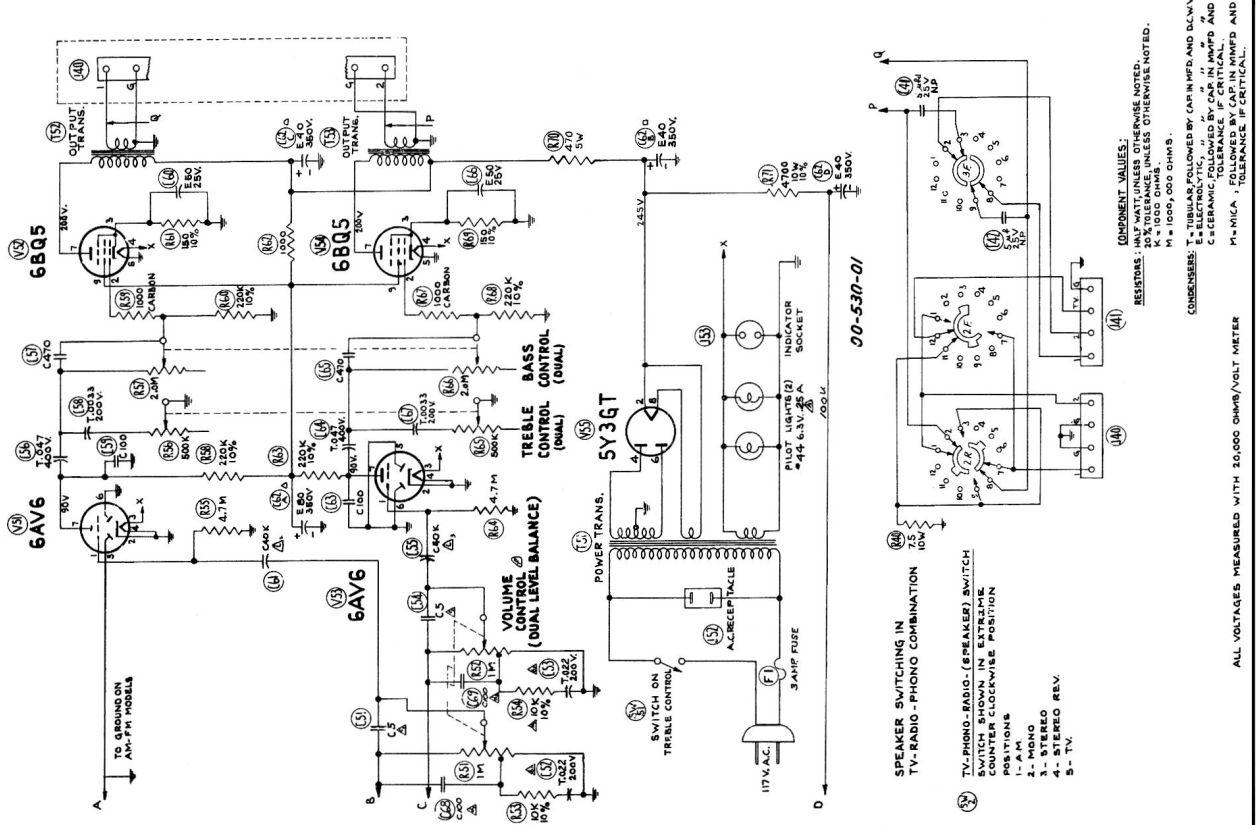
THE T. EATON CO LIMITED  
CANADA







# AMPLIFIER



# REPLACEMENT PARTS LIST

## FINAL ASSEMBLY

16-90015-02	Garrard RC121 MKII Changer Assembly
16-250015-02	GP73SD Stereo Cartridge
16-120040-02	DS73 .7 MIL Diamond & 3 MIL Sapphire Stylus
16-120021-01	45 RPM Spindle
27-1-01	Pilot Lamp No. 44 6.8 Volts
19-30003-02	3½" Tweeter Speakers
19-80006-02	8" Woofer Speaker
30-104-01	Glass Control Panel
51-1-01	Loop Antenna Assembly RCS-421
53-427-02	Knob - Rear
53-411-02	Knob - 4 used
53-411-08	Knob - Front section
53-427-01	Knob - Rear Section
53-407-05	Disc - Level - Balance
53-407-01	Disc - Tuning
53-407-02	Disc - Bass - Treble
53-407-03	Disc - Selector - RCS-421
53-407-04	Disc - Selector AM-FM RCS-422

## 5 TUBE 6 WATT AMPLIFIER CHASSIS

24-10043-01	Power Transformer
24-80035-01	Audio Output Transformer
26-44-01	Selector Switch RCS-421
26-45-01	Selector Switch RCS-422
27-6-06	Fuse 3AG - 250 Volts
27-1-01	Pilot Lamp 6.8 Volts No. 44
41-120-01	Dual Control - Treble - Off-On
41-121-01	Dual Control - Bass
41-122-03	Dual Control - Balance - Level
44-71-01	Electrolytic 40-40-80-40 ufd X 350 Volts
44-40-04	Single Electrolytic 50 ufd X 25 volts

## 5 TUBE AM/FM TUNER PLATTER RCS-422

21-300-03	FM RF Peaking Coil
21-421-01	BC Oscillator Coil T5
21-432-02	AM IF Transformer T6, T7
21-433-01	FM IF Transformer T2
21-433-02	FM IF Transformer T3
21-439-02	RF Choke 2.2 uh T4
21-443-01	FM RF Coil L3
21-444-01	FM Oscillator Coil T1
21-445-01	FM Oscillator Feedback Coil T1
21-449-01	FM RF Coil L3
44-88-01	Miniature Electrolytic 3.2 ufd X 70 volts
45-38-01	AM/FM Gang Condenser
45-32-01	AM/FM Gang Condenser (Alternative)

## 3 TUBE AM TUNER PLATTER RCS-421

21-410-03	BC Antenna Coil T1
21-421-01	BC Oscillator Coil T3
21-428-01	BC Interstage Coil T2
21-432-01	AM IF Transformer T4, T5
45-33-01	AM Gang Condenser