

# VIKING Service Information for Models

**RCS - 415**  
**RCS - 416&R**

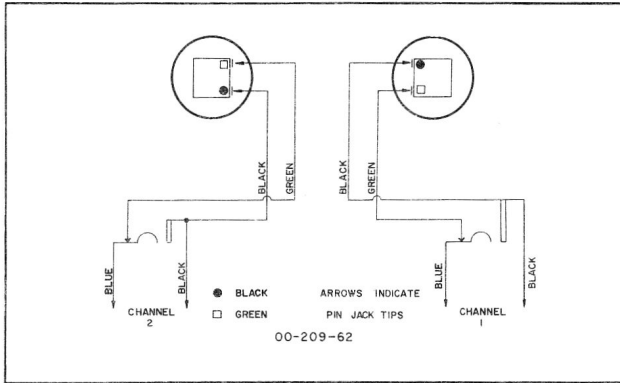
**For Operation on 110-120 Volts A.C. Cycle as Marked**

When writing for Service Information or Parts please quote Model Number, Serial Number and finish of cabinet.

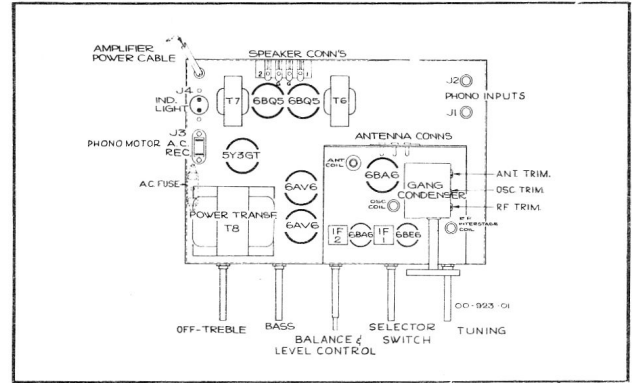
All information printed in this leaflet is up to date as of Aug. 11, 1959.

Subsequent changes are covered by bulletin.

## SPEAKER CONNECTIONS

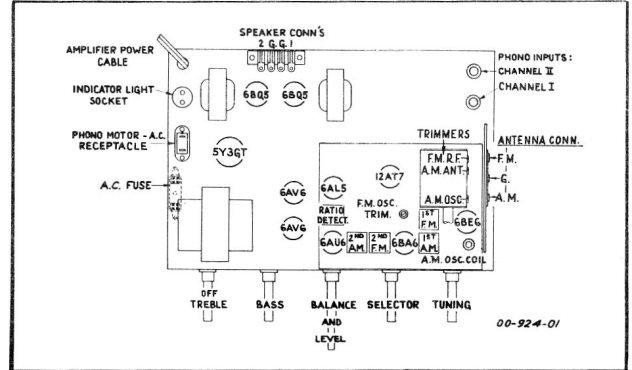
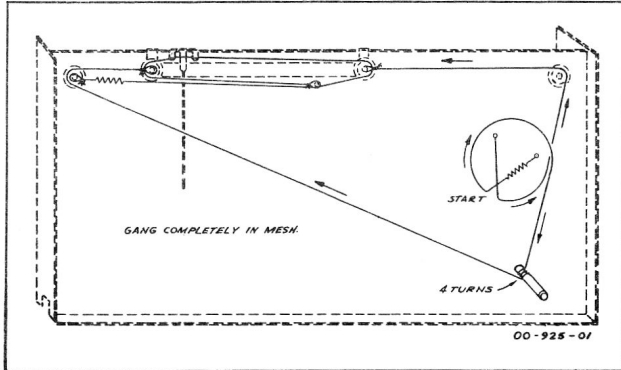


## CHASSIS LAYOUTS



**RCS - 415**

## STRINGING DETAILS



**RCS - 416&R**

## SPECIFICATIONS

### AMPLIFIER

Frequency Response - 50 cps. to 15,000 cps. 2DB

Power Output - 6 Watts Peak

### AM AND AM-FM TUNER

Standard Broadcast Range — 535 to 1605 Kc.  
(Frequency Modulation Range — 88 to 108 Mc.)

I.F. Frequency AM — 455 Kc.  
FM — 10.7 Mc.

Sensitivity AM (models) 2.5 uv. for 100 mw.  
AM-FM (models)  
AM 25 uv.  
FM 15 uv. at Ant. Terminals

**THE T. EATON CO. LIMITED**  
**CANADA**







# SERVICE REPLACEMENT PARTS

## FINAL ASSEMBLY

03-160019-13	BSR UA8 Record Changer.
16-250004-03	BSR TC8S Stereo Cartridge.
16-120036-01	.7 mil Sapphire Needle.
16-12--17-02	3 mil Sapphire Needle.
16-120030-01	BSR UA8 45 RPM Spindle.
19-80009-01	8" PM Whizzer.
30-105-01	Control Panel.
51-1-01	Loop Antenna Assembly RCS-415.
53-9-12	Glass Retaining Strip.
53-411-02	Knob - 4 used.
53-411-04	Knob.
53-427-01	Knob - Rear Dual
53-407-05	Disc - Level Balance.
53-407-01	Disc - Tuning.
53-407-02	Disc - Bass - Treble - 2 used.
53-407-03	Disc - AM Selector - RCS-415.
53-407-04	Disc - AM FM Selector RCS-416 -R

## 5 TUBE 6 WATT AMPLIFIER CHASSIS.

34-10043-01	60 cycle Power Transformer.
24-80035-01	Audio Output Transformer 2 used.
26-44-01	Selector Switch RCS-415.
26-45-01	Selector Switch RCS-416 -R
27-6-06	Fuse - 3AG - 250 Volt.
27-1-01	Pilot Lamp 6.8 Volt #44.
34-50-01	Fuse Holder.
41-120-01	Dual Control - Treble - On - Off.
41-122-01	Dual Control - Bass.
41-122-03	Dual Control - Balance - Level.
42-1-40	Resistor 470 ohm 5 watt.
42-1-33	Resistor 4700 ohm 10 watt.
44-71-01	4 Sec. Electrolytic 40-40-80-40 ufd x 350 volt.
44-40-04	Single Electrolytic 2 used. 50 ufd x 25 volts.

## 5 TUBE AM/FM TUNER PLATTER CHASSIS - RCS-416-R

21-300-03	FM RF Peaking Coil L2.
21-421-01	BC Oscillator Coil T5.
21-432-02	AM IF Transformer 1st & 2nd.
21-433-01	FM IF Transformer T2.
21-433-02	FM IF Transformer T3.
21-439-02	RF Choke 2.2 uh L4.
21-441-01	Ratio Detector T4.
21-443-01	FM RF Coil L3.
21-444-01	FM Oscillator Coil T1.
21-445-01	FM Oscillator Feedback Coil T1.
21-449-01	FM RF Coil.
45-38-01	AM FM Gang Condensator.
45-36-01	FM Trimmer.

## 3 TUBE AM TUNER PLATTER - CHASSIS - RCS-415

21-410-03	BC Antenna Coil T1.
21-421-01	BC Oscillator Coil T3.
21-428-01	BC Interstage Coil T2.
21-432-01	AM IF Transformer 1st & 2nd.
45-33-01	AM Gang Condensator.