


seabreeze



MODEL S1000-A RADIO TUNER ATTACHMENT



CUSTOMER INSTRUCTIONS

THE MODEL S1000 A - WIDE BAND RADIO TUNER

is designed to convert your Seabreeze Model VM 561 Fidelis Record Player into a High Fidelity Radio Phono Combination. It has a complement of three tubes and two Germanium Diodes, or the equivalent of five tubes. A Ferrite Loop Antenna is built into this compact S1000A Unit and to insure peak performance on distant stations a terminal is provided on the back for an external antenna.

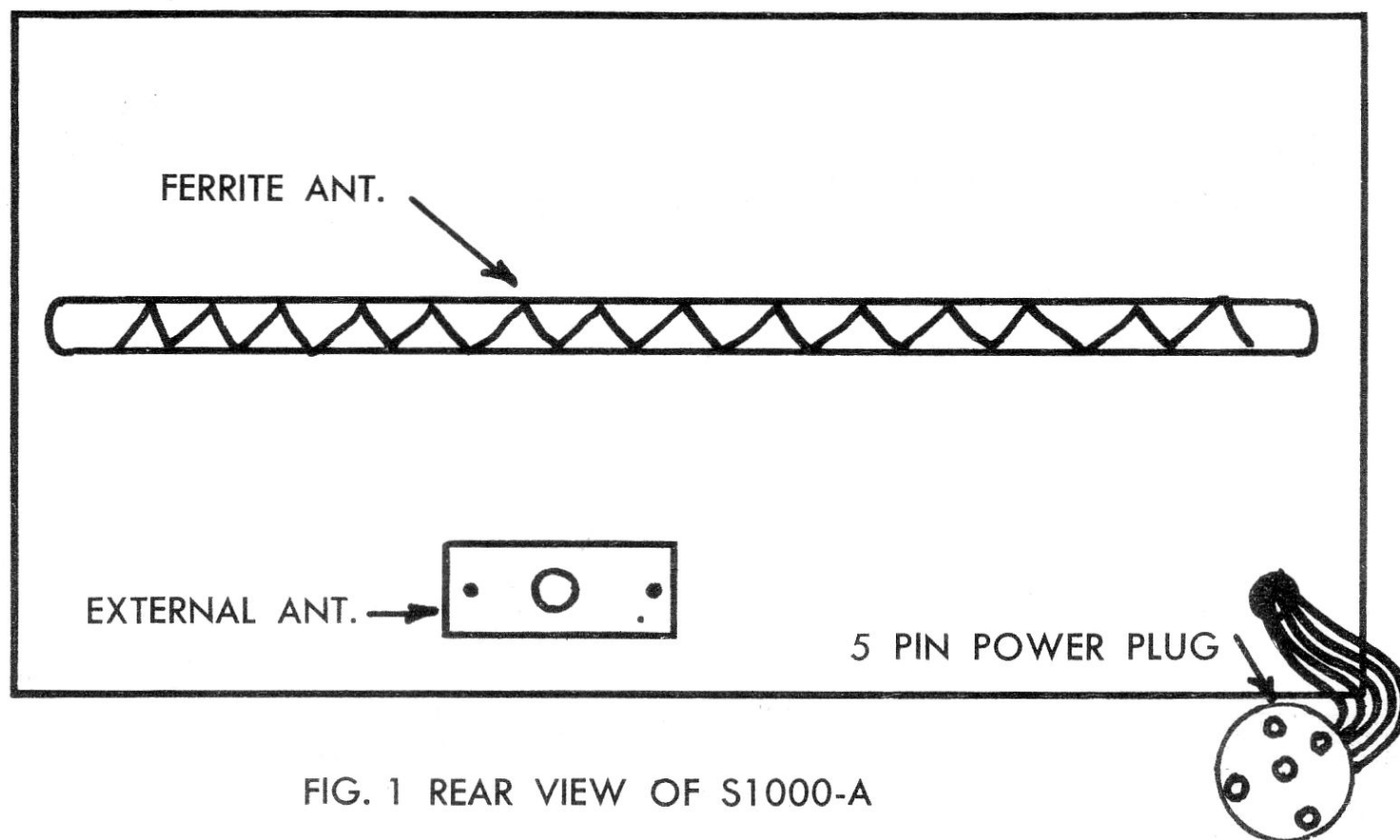


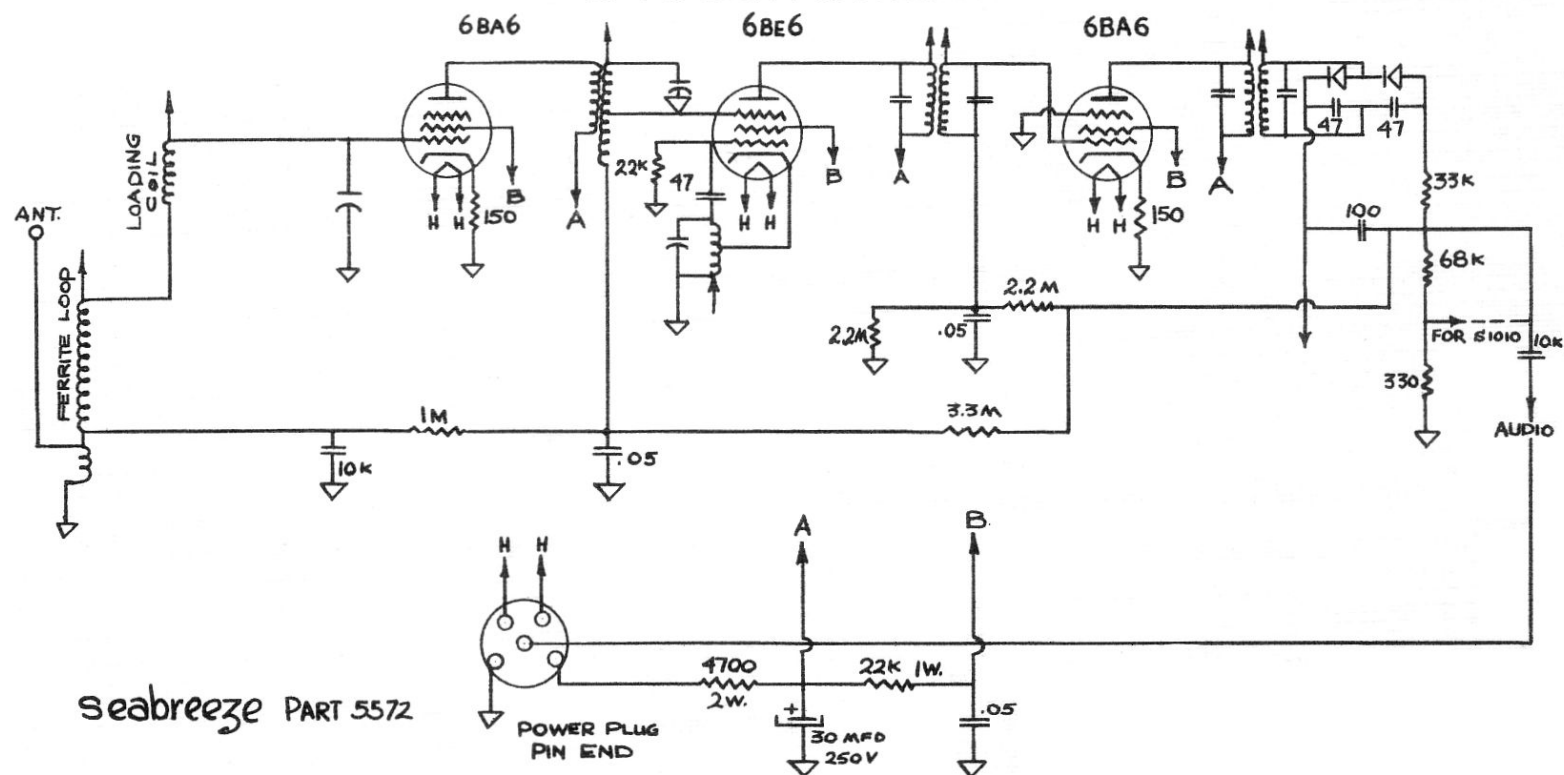
FIG. 1 REAR VIEW OF S1000-A

INSTALLATION OF S1000-A IN THE VM 561

1. Insert 5 pin power plug into socket provided at left rear of shelf. The two most widely spaced pins face the front of the shelf.
2. Connect the antenna lead which is found in the right rear corner of the shelf, to terminal marked external ant. (see Fig. 1.)
3. Now place the tuner in the shelf, turn the selector switch on the VM 561 Fidelis to radio, turn control knob to on position and radio is ready to operate.
4. Turn tuning knob on radio to select desired station.
5. Adjust power control and Tone-O-Matic controls on front of VM 561 Fidelis to a suitable listening level.

You are now ready to sit back and enjoy the full tonal range of your favorite radio program, or if you own the VM 750 Tape Recorder you may record your favorite programs with the brilliance of a live program.

S 1000A SCHEMATIC



seabreeze PART 5572

seabreeze



CANADA'S LARGEST MANUFACTURER OF PHONOGRAPHS • CHANGERS
STEREOPHONIC TAPE AND RECORDING EQUIPMENT

SEABREEZE MANUFACTURING LIMITED • TORONTO, ONTARIO