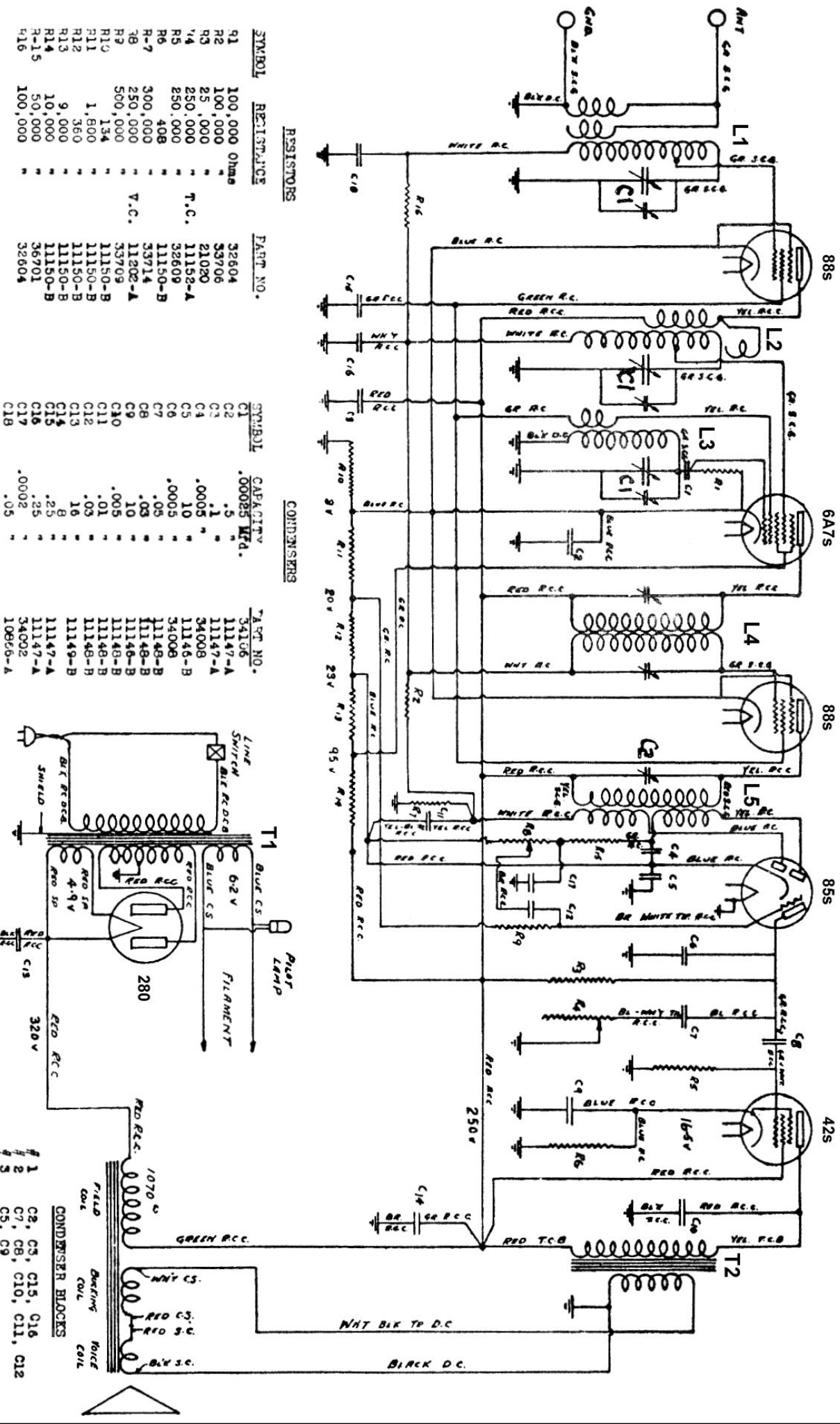


Rogers Model 960 (Chassis 460)

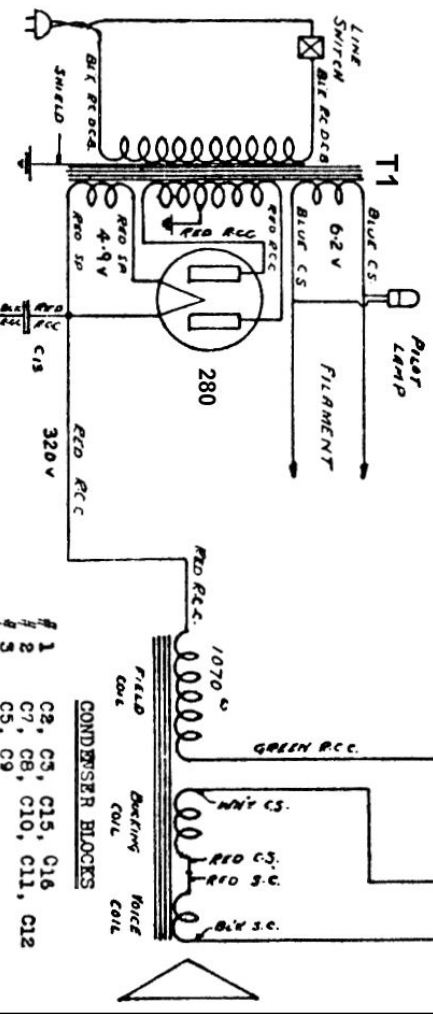


RESISTORS

SYMBOL	RESISTANCE	PART NO.
R1	100,000 Ohms	32604
R2	100,000	33706
R3	25,000	21020
R4	250,000	11152-A
R5	250,000	32609
R6	408	11150-B
R-7	300,000	33714
R8	250,000	V.C. 11202-A
R9	500,000	33709
R10	134	11150-B
R11	1,800	11150-B
R12	360	11150-B
R13	9,000	11150-B
R14	10,000	11150-B
R-15	50,000	36701
R16	100,000	32604

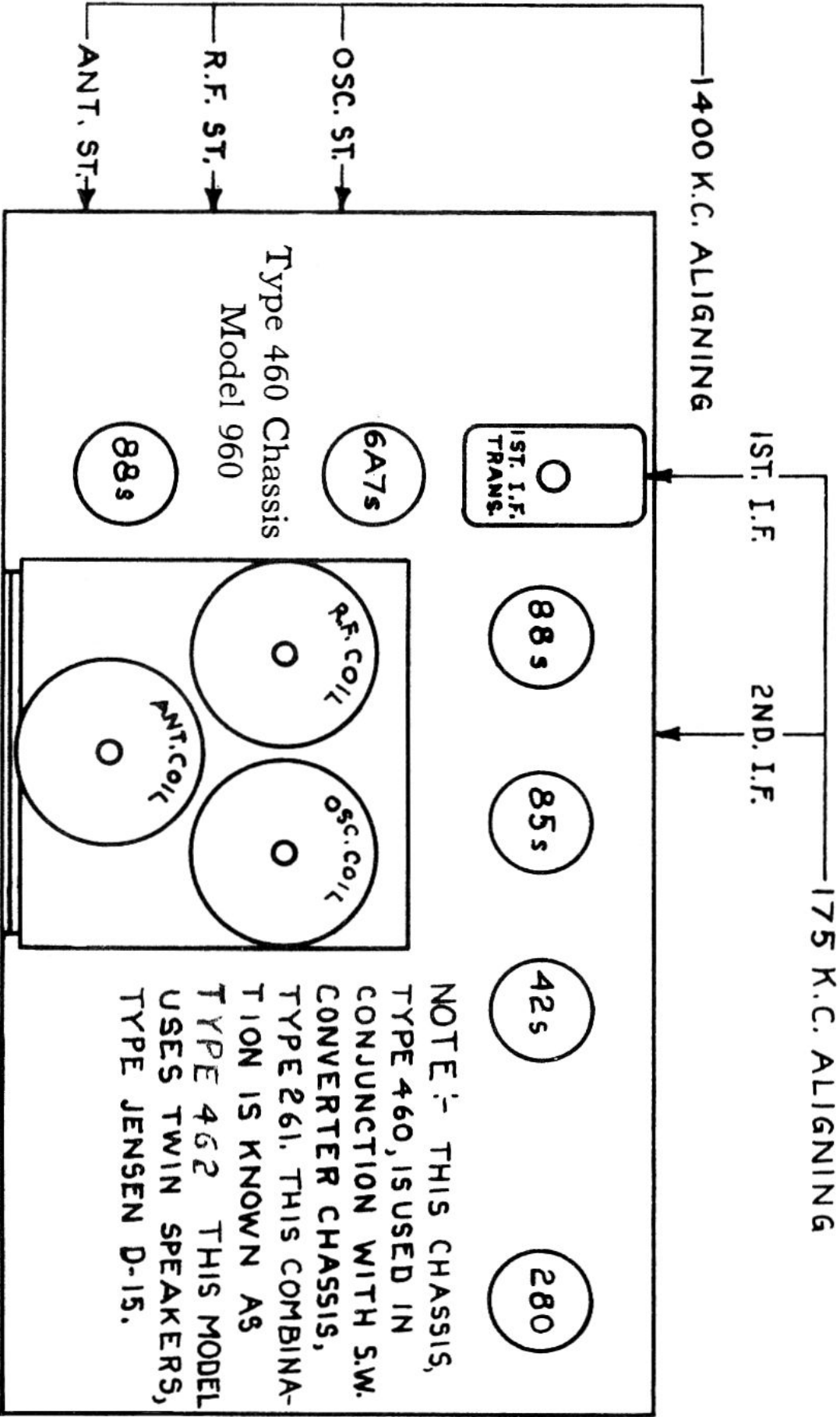
CONDENSERS

SYMBOL	CAPACITY	PART NO.
C1	.00025 Mfd.	34106
C2	.5	11147-A
C3	.1	11147-A
C4	.0005	34008
C5	10	11146-B
C6	.0005	34008
C7	.05	11148-B
C8	.03	11148-B
C9	10	11148-B
C10	.005	11148-B
C11	.01	11148-B
C12	.03	11148-B
C13	16	11149-B
C14	8	11147-A
C15	.25	11147-A
C16	.25	34002
C17	.0002	10856-A
C18	.05	



CONDENSER BLOCKS
 #1 C2, C3, C15, C16
 #2 C7, C8, C10, C11, C12
 #3 C5, C9
 #4 C13, C14

ITEM	DESCRIPTION	PART NO	ITEM	DESCRIPTION	PART NO
L1	ANTENNA COIL ASSY.	3787	C1	3 GANG CONDENSER	3981
L2	R.F. COIL ASSY.	3788	C2	2ND. I.F. ALIGNING COND.	10995
L3	OSC. COIL ASSY.	3789		D-15 SPEAKER ASSY.	3799
L4	1ST. I.F. TRANS. ASSY.	3809			
L5	2ND. I.F. TRANS. COIL ASSY.	3810			
T1	POWER TRANS. ASSY.	3795			
T2	OUTPUT TRANS. ASSY.	3797			



NOTE: - THIS CHASSIS, TYPE 460, IS USED IN CONJUNCTION WITH S.W. CONVERTER CHASSIS, TYPE 261. THIS COMBINATION IS KNOWN AS TYPE 462 THIS MODEL USES TWIN SPEAKERS, TYPE JENSEN D-15.