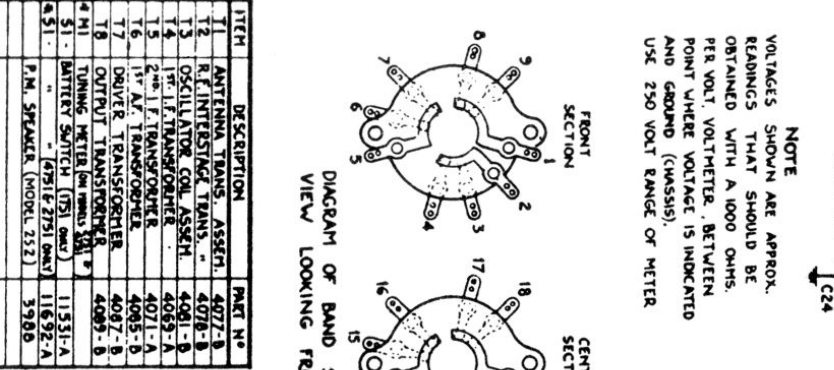


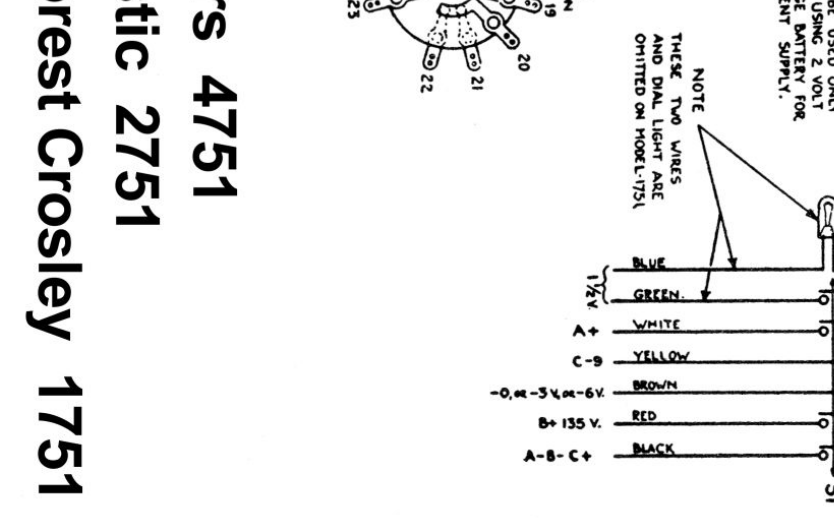
ITEMS MARKED & ARE OMITTED ON MODEL 1751 ONLY

ITEM	RESISTANCE	LIMITS	WATTS	REMARKS	PART No
R1	25,000 OHMS	±20%	1/4 W	CARBON	32602
R2	50,000	±20%	1/4 W	"	32610
R3	20,000	±15%	1/2 W	"	21003
R4	500,000	±20%	1/2 W	"	33709
R5	250,000	"	"	"	11430 A
R6	1,000,000	±20%	1/2 W	"	33703
R7	500,000	±20%	1/2 W	"	33709
R8	25,000	±20%	1/2 W	"	21012
R9	5,800	±15%	1/2 W	"	33723
R10	1,500,000	"	"	"	11452 A
R11	5.5	±20%	1/2 W	"	38201
R12	100,000	±10%	1/2 W	"	33706
R13	16,000	±10%	1/2 W	"	32625
R14	1,200	±10%	1/2 W	"	38626
R15	100	±10%	1/2 W	"	40501
R16	400	±10%	1/2 W	"	40502
ITEM	CAPACITY	LIMITS	WORKING VOLTAGE	REMARKS	PART No
C1	3 GANG COND.	"	"	"	11427-C
C4	15000 KC. ANT. ALIGN.	±20% -10%	200	"	38102
C5	.05	"	"	"	38102
C7	.5	±20% -10%	200	"	38108
C8	16 MFD.	"	"	"	38108
C9	.05	±20% -10%	200	"	38102
C10	15000 KC. ANT. ALIGN.	"	"	"	38102
C11	5000 KC. OSC. ALIGN.	"	"	"	4101 A
C12	4000 KC. OSC. ALIGN.	"	"	"	4076
C13	15000 KC. ANT. ALIGN.	"	"	"	34105
C14	17 ALIGNING	±20%	750	"	34105
C15	.0005 MFD.	"	"	"	34105
C16	"	"	"	"	34105
C17	"	"	"	"	34105
C18	"	"	"	"	34105
C19	.0005 MFD.	±10%	750	"	34105
C20	.02	±20% -10%	400	"	38102
C21	.05	±20% -10%	200	"	38102
C22	.0025	±10%	750	"	34105
C23	.0015	±10%	750	"	34105
C24	.1	±20% -10%	200	"	38106
C25	1000 KC. ANT. ALIGN.	"	"	"	38106
C26	15000 KC. OSC. ALIGN.	"	"	"	38106
C27	15000 KC. OSC. ALIGN.	"	"	"	38106
C28	.1	±20% -10%	200	"	38106

NOTE
VOLTAGES SHOWN ARE APPROX.
READINGS THAT SHOULD BE
OBTAINED WITH A 1000 OHMS
PER VOLT VOLTMETER, BETWEEN
POINT WHERE VOLTAGE IS INDICATED
AND GROUND (CHASSIS).
USE 250 VOLT RANGE OF METER



NOTE
CIRCUIT BROKEN
AT THIS POINT &
TUNING METER
SHUNTED BY R14
IS INSERTED IN
MODELS 2751 &
4751 ONLY.
C28 - IS IN MODELS
2751 & 4751 ONLY.

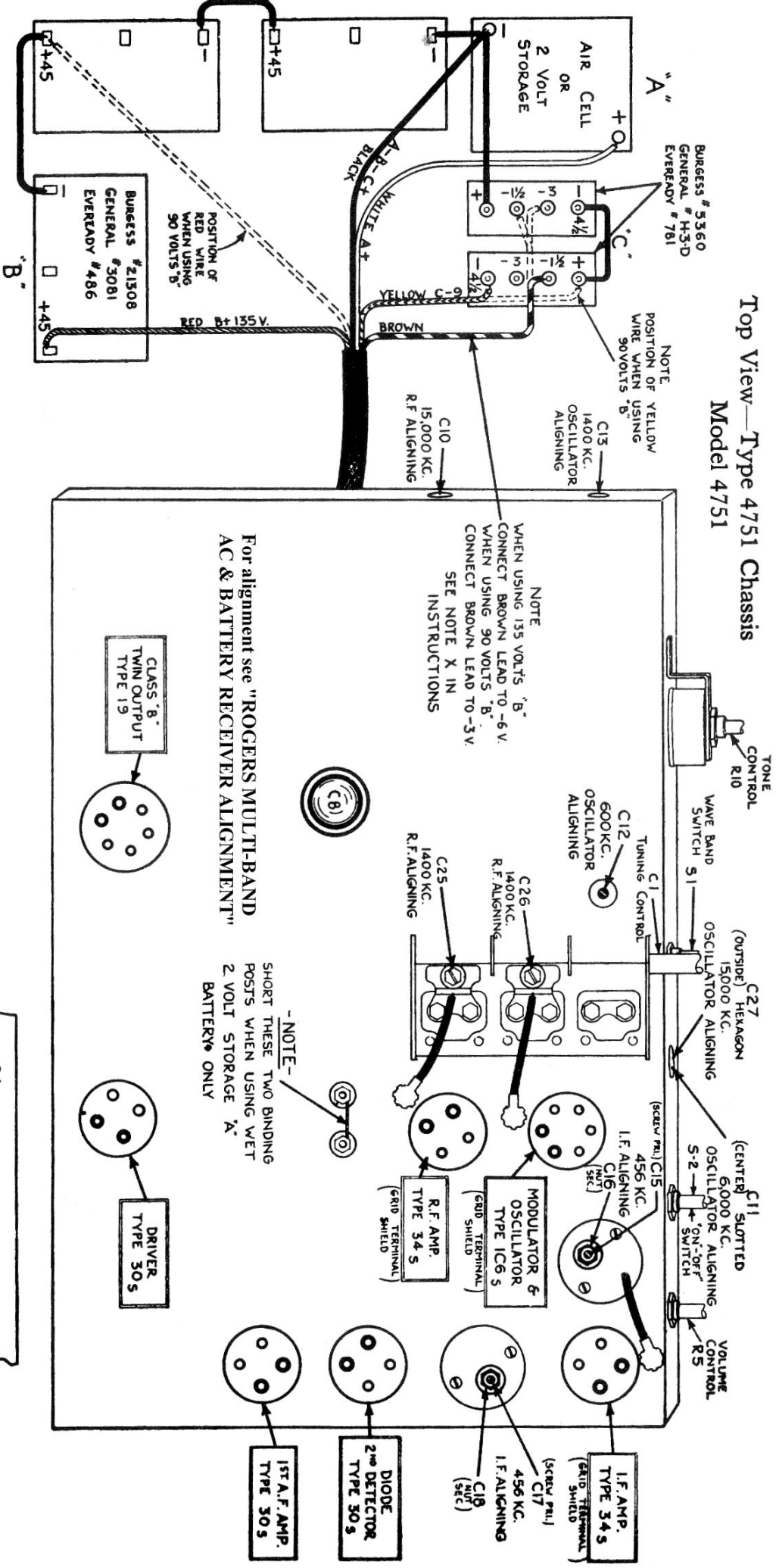


NOTE
THESE TWO WIRES
AND DIAL LIGHT ARE
OMITTED ON MODEL 1751

Rogers 4751 Majestic 2751 De Forest Crosley 1751

ITEM	DESCRIPTION	PART No
T1	ANTENNA TRANS. ASSEMBLY	4077-B
T2	R.F. INTERSTAGE TRANS.	4078-B
T3	OSCILLATOR COIL ASSEMBLY	4081-B
T4	1st A.F. TRANSFORMER	4083-A
T5	2nd A.F. TRANSFORMER	4071-A
T6	1st A.L. TRANSFORMER	4093-B
T7	DRIVER TRANSFORMER	4097-B
T8	OUTPUT TRANSFORMER	4095-B
4 M1	TUNING METER (ON MODEL 1751)	11531-A
51	BATTERY SWITCH (1751 ONLY)	11692-A
4 S1	" (4751 & 2751 ONLY)	11692-A
4 S1	P.M. SPEAKER (MODEL 352)	398B

**Top View—Type 4751 Chassis
Model 4751**



**REFER TO THIS DIAGRAM
WHEN CONNECTING BATTERIES**

**Rogers 4751
Majestic 2751
De Forest Crosley 1751**