

OSC. & MOD
20J8M

L.F. AMP
12K7M

2ND DET. & A.F. AMP
12B6M

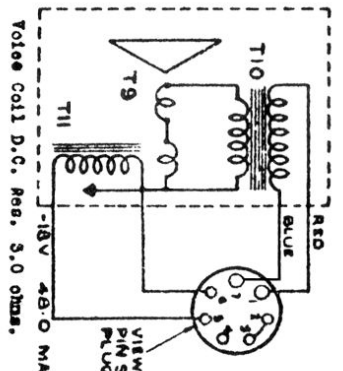
OUTPUT
35L6GT

Mica condenser capacities shown in mmfd.

HEATER CONNECTIONS
10R4S22, 10M1A522, 10D4A522 are 5-station selection mechanical automatic.

Rogers 15-54, 15-54AX
Majestic 4154, 4154AX
De Forest 45-41, AX45-41
(Chassis 10R4S21, 10R4S22)

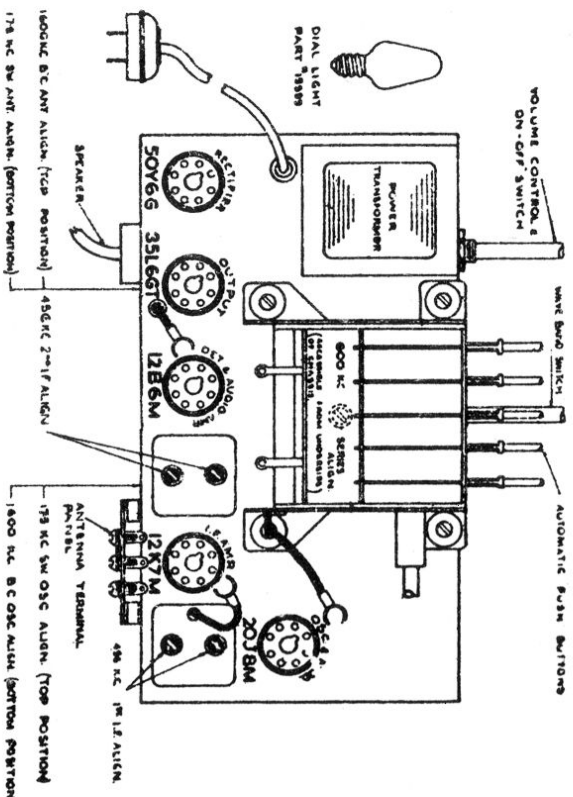
WAVE BAND SWITCH-REAR VIEW
(CHASSIS INVERTED)
51-2-3-4



1.150 Drain 117 V, 25 0Vc, 40 Watts
C37 10.0
R10 200 M
R18 1/2 W 2K

50Y66 RECTIFIER

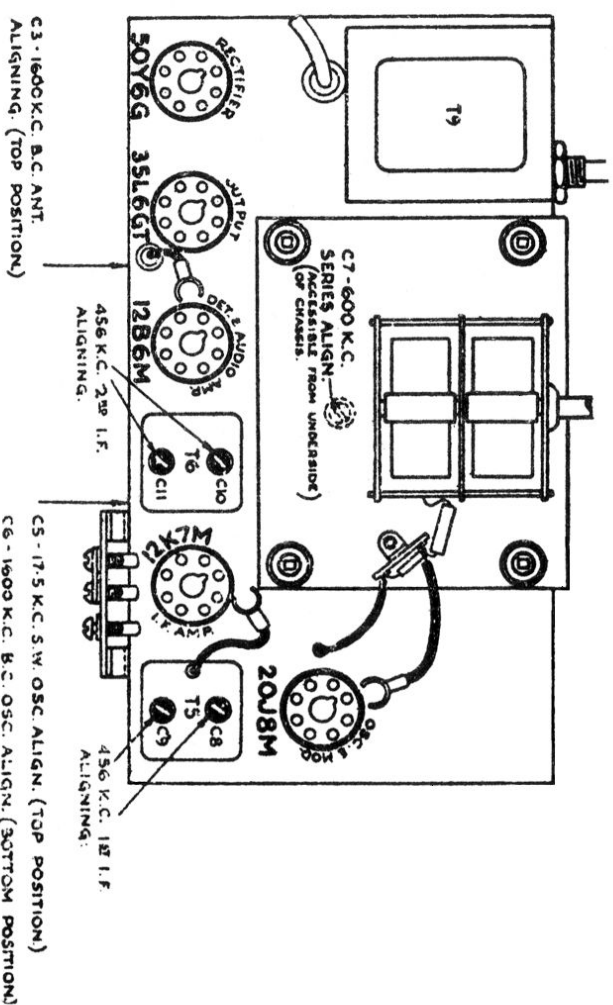
SEE DETAIL-
OF HEATER
CONNECTIONS
B A A



A522 CHASSIS

Rogers 15-54 (10RA521) 15-54AX (10RA522) Majestic 4154 (10MA521) 4154AX (10MA522)
 De Forest 45-41 (10DA521) AX45-41 (10DA522)

A521 CHASSIS



ALIGNMENT DATA

Operation	Connect Generator	Set Generator Tuning	Set Receiver Tuning	Band Switch	Dummy Antenna	Vol. Cont.	Adjust	Remarks
1	To Grid Cap 20J8M Tube	456 kcs.	700-800 kcs.	Broadcast	.1 mfd.	Max.	C8, C9 C10, C11	To Peak I.F.
2	To Antenna	1600 kcs.	1600 kcs.	Broadcast	.0002 mfd.	Max.	C6	To Peak Osc.
3	To Antenna	1600 kcs.	1600 kcs.	Broadcast	.0002 mfd.	Max.	C4	To Peak Ant.
4	*To Antenna	600 kcs.	600 kcs.	Broadcast	.0002 mfd.	Max.	C7	To Track Osc.
5	To Antenna	1600 kcs.	1600 kcs.	Broadcast	.0002 mfd.	Max.	C6	To Check Osc.
6	To Antenna	17.5 mcs.	17.5 mcs.	Short-wave	400 ohms	Max.	C5	To Peak Osc.
7	To Antenna	17.5 mcs.	17.5 mcs.	Short-wave	400 ohms	Max.	C3	To Peak Ant.
8	To Antenna	17.5 mcs.	17.5 mcs.	Short-wave	400 ohms	Max.	C5	To Check Osc.