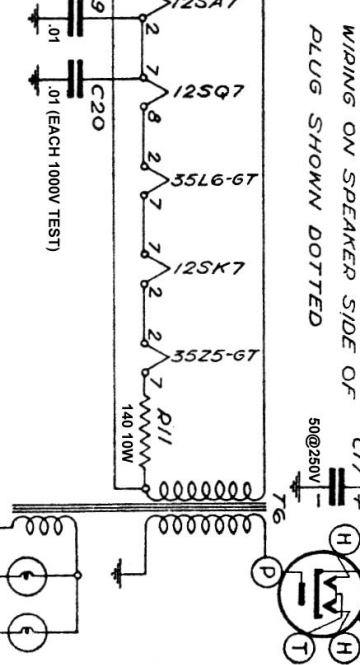


Phonola - Electrohome Z1T51-D-1, 1T51-P, Z1T51-P, 1T51-P-1 & Z1T51-L-1

RCC - Phonola Data Sheet 162 - 1946-47



35Z5-GT

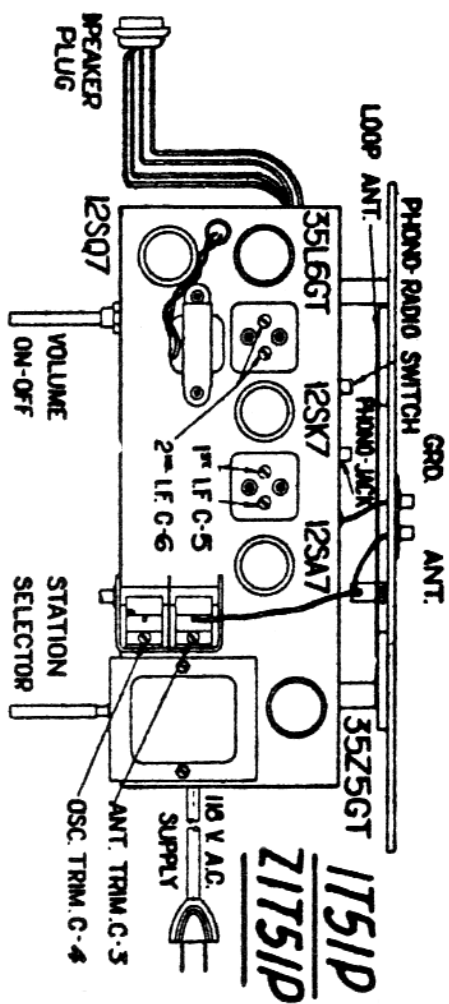
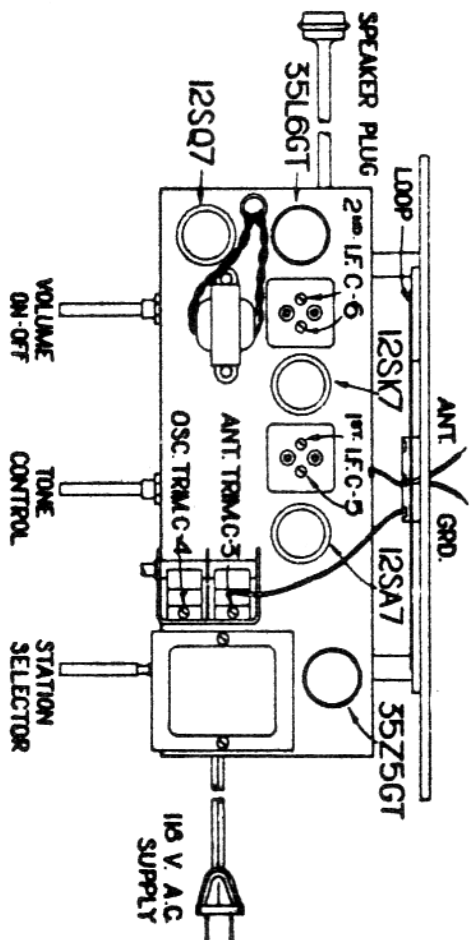
35L6-GT

12SQ7

12SK7

12SA7

Phonola - Electrohome Z1T51-D-1, 1T51-P, Z1T51-P, 1T51-P-1 & Z1T51-L-1



ALIGNMENT—PROCEED IN SEQUENCE LISTED.

Band	Band Switch Setting	Dummy Antenna	Connect Generator To	Radio Dial Setting	Generator Frequency	Trimmer Adjusted	Adjustment
2nd I.F.		1. Mfd.	Grid of 12SK7 I.F. Tube	1600 K.C.	455 K.C.	2nd I.F. C-6	Maximum Output
1st I.F.		1. Mfd.	Grid 12SA7 Converter	1600 K.C.	455 K.C.	1st I.F. C-5	Maximum Output
Antenna 1460 K.C.		400 Ohm	Antenna	1400 K.C.	1460 K.C.	B.C. Ocs. C-4 B.C. Ant. C-3	Maximum Output
Oscillator 600 K.C.		400 Ohm	Antenna	600 K.C.	600 K.C.		