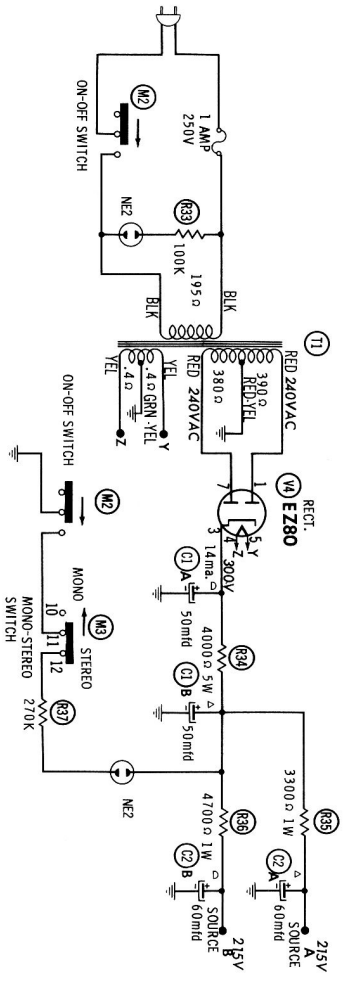

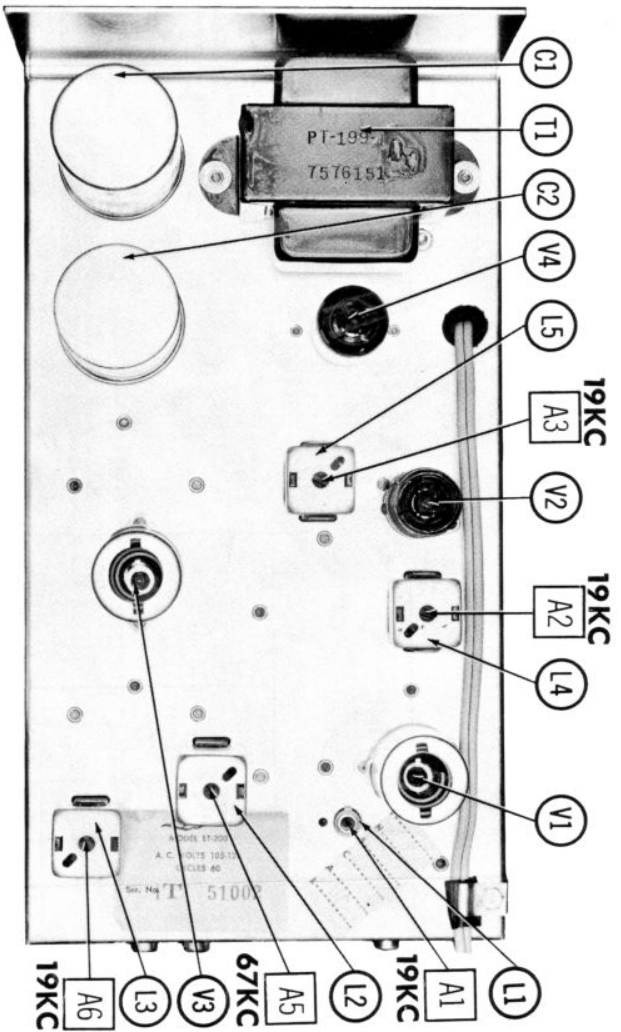


Lafayette LT-200 Stereo Multiplex Adapter





MULTIPLEX ADAPTER ALIGNMENT USING FM STEREO GENERATOR AND AUDIO GENERATOR

SIGNAL GENERATOR	CONNECT SCOPE	ADJUST	REMARKS
1 19KC to MPX Input .	Vert Amp to Point \diamond A, low side to chassis.	A1	Adjust for Maximum.
2 19KC to MPX Input.	Vert Amp to Point \diamond B, low side to chassis .	A2	Adjust for Maximum, set scope to lock 2 cycle waveform.
3 19KC to MPX Input .	Vert Amp to point \diamond C, low side to chassis .	A3	Adjust for Maximum deflection of 4 cycle waveform.
4 67KC to MPX Input .	Vert Amp to point \diamond C, low side to chassis.	A4, A5	Adjust for MINIMUM
5 19KC to MPX Input .	Vert Amp to point \diamond D, low side to chassis .	A6	Adjust for maximum .

Lafayette LT-200

F.M. Stereo Multiplex Adapter