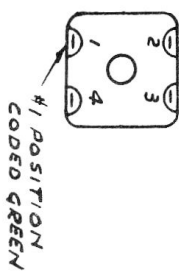


BOTTOM VIEW OF I.F. X-FORMERS.



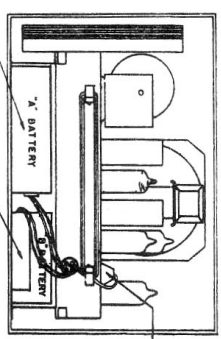
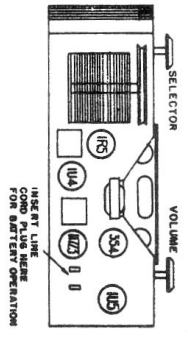
BATTERIES
 USE EVEREADY MINIMAX "B" BATTERY NO. 467 OR EQUIVALENT.
 USE EVEREADY NO. 746 "A" BATTERY OR EQUIVALENT.

NOTES:

- 1- DENOTES CHASSIS.
- 2- ALL CAPACITORS IN WHOLE NGS ARE IN MMF. THOSE IN DECIMAL NGS IN MF.
- 3- ALL RESISTORS IN OHMS UNLESS OTHERWISE NOTED. "K" = 1000 OHMS.

ALIGNMENT INSTRUCTIONS

- (A) Align I.F. transformers at 455 KC.
- (B) With gang condenser fully closed set pointer to calibration point on left hand side of dial and align oscillator coil adjusting screw to 530 KC.
- (C) Turn dial to calibration point at extreme right and set oscillator trimmer to 1600 KC.
- (D) Turn dial to second calibration point from right and align R.F. trimmer at 1400 KC.



Line cord plug shown in position for battery operation. With line cord wrapped around plug, insert into bottom. Snap fasteners onto more plug from bottom. Remove plug from bottom when in side of cover.

Fleetwood 18-50 AC/DC & Battery Portable