Electrohome Serenader 5060 5090

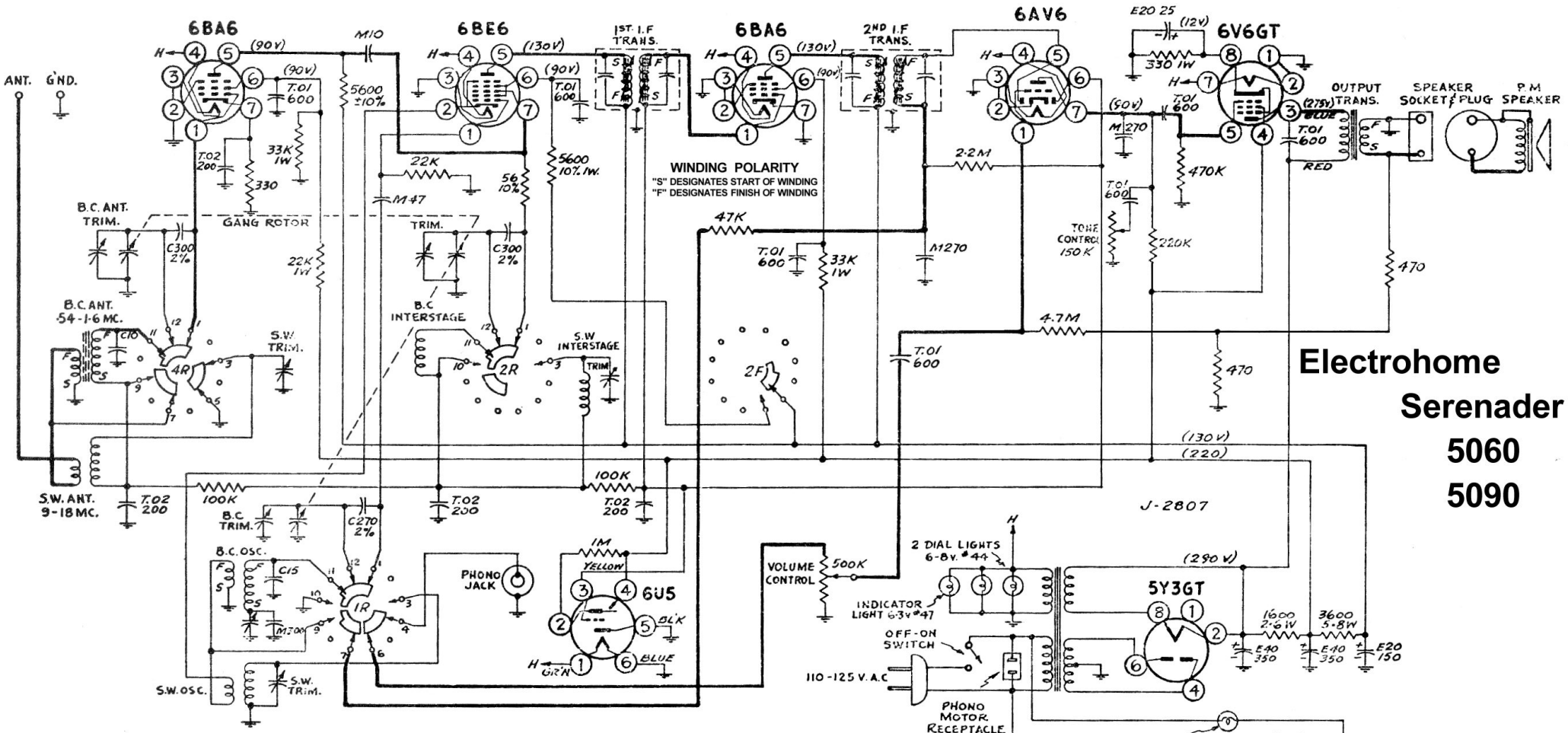

ALIGNMENT AND SENSITIVITY SIGNAL GENERATOR MODULATED 30% AT 400 C.P.S.						
STEP	APPLY SIGNAL AT KC.	TO	THRU SERIES DUMMY	SET GANG AT	ADJUST FOR MAX. OUTPUT	NOMINAL SENSITIVITY FOR 500 MILLIWATTS OUTPUT.
1	455	6BA6 I.F #1 PIN	.05 µfd.		2ND. I.F IRON CORES.	3000 MICROVOLTS
2	455	6BE6 #7 PIN	.05 µfd.	MIN. CAP.	1ST. I.F & 2ND. I.F	75
3	1460	6BE6 #7 PIN	.05 µfd.	1460 KC	B.C OSC. TRIM.	80
4	1460	ANT.	200 µfd.	1460 KC	B.C ANT & INTERSTAGE TRIMMERS	3
5	600	ANT.	200 µfd.	600 KC	B.C OSC. PADDER	3
6	16 MC.	ANT.	400 Ω	16 MC	S.W. OSC. TRIM.	15
7	10 MC	ANT.	400 Ω	10 MC.	CHECK POINT.	15

ALL VOLTAGES ± 10% MEASURED TO CHASSIS WITH 20,000 OHM / VOLT METER AT 117 V. LINE.
SELECTOR SWITCH SHOWN IN PHONO POSITION.

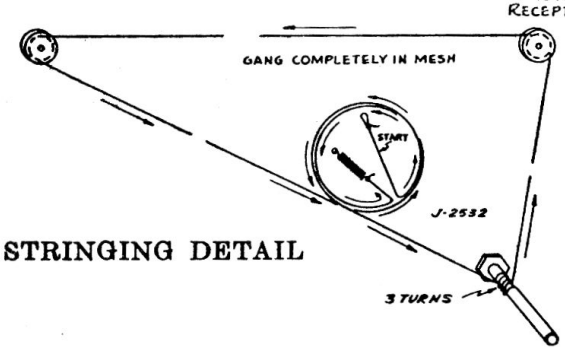

STRINGING DETAIL

SPECIFICATIONS
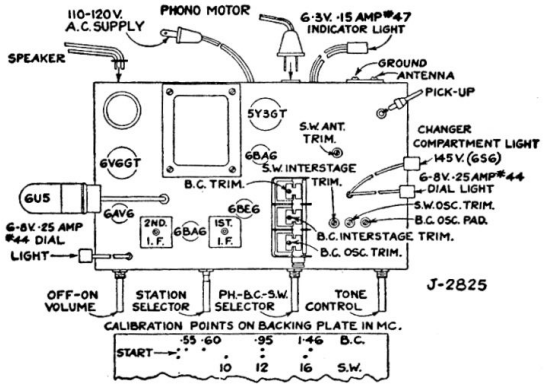
Standard Broadcast Range	540 Kc — 1650 Kc
Short Wave Range	9 Mc — 18 Mc
Intermediate Frequency	455 Kc.
Power Consumption ((Radio Only)	70 Watts
Power Consumption (Radio & Phono)	86 Watts
Undistorted Output	3.5 Watts
Maximum Power Output	6.5 Watts