


BOGEN PX60

BOGEN PX60

F.M. Multiplex Alignment Data



FM STEREO MULTIPLEX ALIGNMENT

Tune in a strong FM stereo Multiplex signal.

CONNECT	ADJUST	REMARKS
VTVM		
DC probe to point A , common to chassis.	A1, A2, A3, A4	Adjust for maximum deflection.
CONNECT SCOPE		
Vert. amp. to point B , Horiz. Input to point C low side to chassis.	R1	Adjust to maximum counterclockwise and clockwise position and adjust scope to produce diagonal response shown in Fig. 1. Set R1 at the point producing the round pattern shown in Fig. 1.
None	A5	Adjust A5 to eliminate whistle or tweet interference.





FIG. 1



3.

2.

1.